

Paradyn Parallel Performance Tools

# StackwalkerAPI Programmer's Guide

9.0 Release  
Aug 2015

Computer Sciences Department  
University of Wisconsin–Madison  
Madison, WI 53706

Computer Science Department  
University of Maryland  
College Park, MD 20742

Email [dyninst-api@cs.wisc.edu](mailto:dyninst-api@cs.wisc.edu)  
Web [www.dyninst.org](http://www.dyninst.org)



# Contents

<b>1</b>	<b>Introduction</b>	<b>3</b>
<b>2</b>	<b>Abstractions</b>	<b>4</b>
2.1	Stackwalking Interface . . . . .	5
2.2	Callback Interface . . . . .	5
<b>3</b>	<b>API Reference</b>	<b>6</b>
3.1	Definitions and Basic Types . . . . .	6
3.1.1	Definitions . . . . .	6
3.1.2	Basic Types . . . . .	9
3.2	Namespace StackwalkerAPI . . . . .	10
3.3	Stackwalking Interface . . . . .	10
3.3.1	Class Walker . . . . .	10
3.3.2	Class Frame . . . . .	14
3.4	Accessing Local Variables . . . . .	18
3.5	Callback Interface . . . . .	19
3.5.1	Default Implementations . . . . .	19
3.5.2	Class FrameStepper . . . . .	19
3.5.3	Class StepperGroup . . . . .	22
3.5.4	Class ProcessState . . . . .	24
3.5.5	Class SymbolLookup . . . . .	27
<b>4</b>	<b>Callback Interface Default Implementations</b>	<b>27</b>
4.1	Debugger Interface . . . . .	28
4.1.1	Class ProcDebug . . . . .	29
4.2	FrameSteppers . . . . .	31
4.2.1	Class FrameFuncStepper . . . . .	31
4.2.2	Class SigHandlerStepper . . . . .	32
4.2.3	Class DebugStepper . . . . .	33

4.2.4	Class AnalysisStepper . . . . .	33
4.2.5	Class StepperWanderer . . . . .	33
4.2.6	Class BottomOfStackStepper . . . . .	33

# 1 Introduction

This document describes StackwalkerAPI, an API and library for walking a call stack. The call stack (also known as the run-time stack) is a stack found in a process that contains the currently active stack frames. Each stack frame is a record of an executing function (or function-like object such as a signal handler or system call). StackwalkerAPI provides an API that allows users to collect a call stack (known as walking the call stack) and access information about its stack frames. The current implementation supports Linux/x86, Linux/x86-64, Linux/Power, Linux/Power-64, Windows/x86, BlueGene/L, and BlueGene/P.

StackwalkerAPI is designed to be both easy-to-use and easy-to-extend. Users can easily use StackwalkerAPI to walk a call stack without needing to understand how call stacks are laid out on their platform. Users can easily extend StackwalkerAPI to work with new platforms and types of stack frames by implementing a set of callbacks that can be plugged into StackwalkerAPI.

StackwalkerAPI's ease-of-use comes from it providing a platform independent interface that allows users to access detailed information about the call stack. For example, the following C++ code-snippet is all that is needed to walk and print the call stack of the currently running thread.

```
std::vector<Frame> stackwalk;
string s;

Walker *walker = Walker::newWalker();
walker->walkStack(stackwalk);
for (unsigned i=0; i<stackwalk.size(); i++) {
    stackwalk[i].getName(s);
    cout << "Found function " << s << endl;
}
}
```

StackwalkerAPI can walk a call stack in the same address space as where the StackwalkerAPI library lives (known as a first party stackwalk), or it can walk a call stack in another process (known as a third party stackwalk). To change the above example to perform a third party stackwalk, we would only need to pass a process identifier to newWalker, e.g:

```
Walker *walker = Walker::newWalker(pid);
```

Our other design goal with StackwalkerAPI is to make it easy-to-extend. The mechanics of how to walk through a stack frame can vary between different platforms, and even between different types of stack frames on the same platform. In addition, different platforms may have different mechanisms for reading the data in a call stack or looking up symbolic names that go with a stack frame. StackwalkerAPI provides a callback interface for plugging in mechanisms for handling new systems and types of stack frames. The callback interface can be used to port StackwalkerAPI to new platforms, extend StackwalkerAPI support on existing systems, or more easily integrate StackwalkerAPI into existing tools. There are callbacks for the following StackwalkerAPI operations:

**Walk through a stack frame** StackwalkerAPI will find different types of stack frames on different platforms and even within the same platform. For example, on Linux/x86 the stack frame generated by a typical function looks different from the stack frame generated by a signal

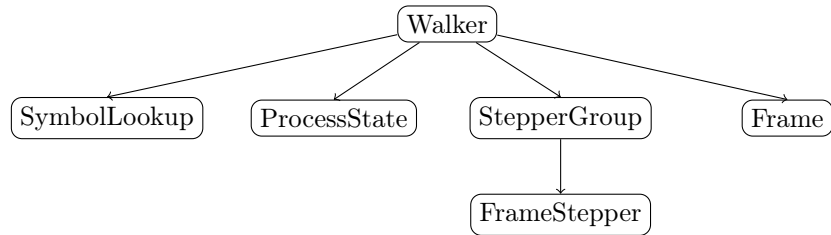


Figure 1: Object Ownership

handler. The callback interface can be used to register a handler with StackwalkerAPI that knows how to walk through a new type of stack frame. For example, the DyninstAPI tool registers an object with StackwalkerAPI that describes how to walk through the stack frames generated by its instrumentation.

**Access process data** To walk a call stack, StackwalkerAPI needs to be able to read a process' memory and registers. When doing a first party stackwalk, this is done by directly reading them from the current address space. When doing a third party stackwalk, this is done by reading them using a debugger interface. The callback interface can be used to register new objects for accessing process data. This can be used, for example, to port StackwalkerAPI to a new operating system or make it work with a new debugger interface.

**Look up symbolic names** When StackwalkerAPI finds a stack frame, it gets an address that points into the piece of code that created that stack frame. This address is not necessarily meaningful to a user, so StackwalkerAPI attempts to associate the address with a symbolic name. The callback interface can be used to register an object with StackwalkerAPI that performs an address to name mapping, allowing StackwalkerAPI to associate names with stack frames.

## 2 Abstractions

StackwalkerAPI contains two interfaces: the Stackwalking Interface and the Callback Interface. The stackwalking interface is used to walk the call stack, query information about stack frames, and collect basic information about threads. The Callback Interface is used to provide custom mechanisms for walking a call stack. Users who operate in one of StackwalkerAPI's standard configurations do not need to use the Callback Interface.

Figure 1 shows the ownership hierarchy for StackwalkerAPI's classes. Ownership is a "contains" relationship; if one class owns another, then instances of the owner class maintain an exclusive instance of the other. For example, in Figure 1 the each Walker instance contains exactly one instance of a ProcessState object. No other instance of Walker uses that instance of ProcessState.

This remainder of this section briefly describes the six classes that make up StackwalkerAPI's two interfaces. For more details, see the class descriptions in Section 3.

## 2.1 Stackwalking Interface

**Walker** The Walker class is the top-level class used for collecting stackwalks. It provides a simple interface for requesting a stackwalk. Each Walker object is associated with one process, but may walk the call stacks of multiple threads within that process.

**Frame** A call stack is returned as a vector of Frame objects, where each Frame object represents a stack frame. It can provide information about the stack frame and basic information about the function, signal handler or other mechanism that created it. Users can request information such as the symbolic name associated with the Frame object, and values of its saved registers.

## 2.2 Callback Interface

StackwalkerAPI includes default implementations of the Callback Interface on each of its supported platforms. These default implementations allow StackwalkerAPI to work "out of the box" in a standard configuration on each platform. Users can port StackwalkerAPI to new platforms or customize its call stack walking behavior by implementing their own versions of the classes in the Callback Interface.

**FrameStepper** A FrameStepper object describes how to walk through a single type of stack frame. Users can provide an implementation of this interface that allows StackwalkerAPI to walk through new types of stack frames. For example, the DyninstAPI uses this interface to extend StackwalkerAPI to allow it to walk through stack frames created by instrumentation code.

**StepperGroup** A StepperGroup is a collection of FrameStepper objects and criteria that describes when to use each type of FrameStepper. These criteria are based on simple address ranges in the code space of the target process. In the above example with DyninstAPI, it would be the job of the StepperGroup to identify a stack frame as belonging to instrumentation code and use the instrumentation FrameStepper to walk through it.

**ProcessState** A ProcessState interface describes how to access data in the target process. To walk a call stack, StackwalkerAPI needs to access both registers and memory in the target process; ProcessState provides an interface that StackwalkerAPI can use to access that information. StackwalkerAPI includes two default implementation of ProcessState for each platform: one to collect a first party stackwalk in the current process, and one that uses a debugger interface to collect a third party stackwalk in another process.

**SymbolLookup** The SymbolLookup interface is used to associate a symbolic name with a stack frame. A stackwalk returns a collection of addresses in the code space of a binary. This class uses the binary's symbol table to map those addresses into symbolic names. A default implementation of this class, which uses the DynSymtab package, is provided with StackwalkerAPI. A user could, for example, use this interface to allow StackwalkerAPI to use libelf to look up symbol names instead.

## 3 API Reference

This section describes the StackwalkerAPI interface. It is divided into three sub-sections: a description of the definitions and basic types used by this API, a description of the interface for collecting stackwalks, and a description of the callback interface.

### 3.1 Definitions and Basic Types

The following definitions and basic types are referenced throughout the rest of this manual.

#### 3.1.1 Definitions

**Stack Frame** A stack frame is a record of a function (or function-like object) invocation. When a function is executed, it may create a frame on the call stack. StackwalkerAPI finds stack frames and returns a description of them when it walks a call stack. The following three definitions deal with stack frames.

**Bottom of the Stack** The bottom of the stack is the earliest stack frame in a call stack, usually a thread's initial function. The stack grows from bottom to the top.

**Top of the Stack** The top of the stack is the most recent stack frame in a call stack. The stack frame at the top of the stack is for the currently executing function.

**Frame Object** A Frame object is StackwalkerAPI's representation of a stack frame. A Frame object is a snapshot of a stack frame at a specific point in time. Even if a stack frame changes as a process executes, a Frame object will remain the same. Each Frame object is represented by an instance of the Frame class.

The following three definitions deal with fields in a Frame object.

**SP (Stack Pointer)** A Frame object's SP member points to the top of its stack frame (a stack frame grows from bottom to top, similar to a call stack). The Frame object for the top of the stack has a SP that is equal to the value in the stack pointer register at the time the Frame object was created. The Frame object for any other stack frame has a SP that is equal to the top address in the stack frame.

**FP (Frame Pointer)** A Frame object's FP member points to the beginning (or bottom) of its stack frame. The Frame object for the top of the stack has a FP that is equal to the value in the frame pointer register at the time the Frame object was created. The Frame object for any other stack frame has a FP that is equal to the beginning of the stack frame.

**RA (Return Address)** A Frame object's RA member points to the location in the code space where control will resume when the function that created the stack frame resumes. The Frame object for the top of the stack has a RA that is equal to the value in the program counter register at the time the Frame object was created. The Frame object for any other stack frame has a RA that is found when walking a call stack.

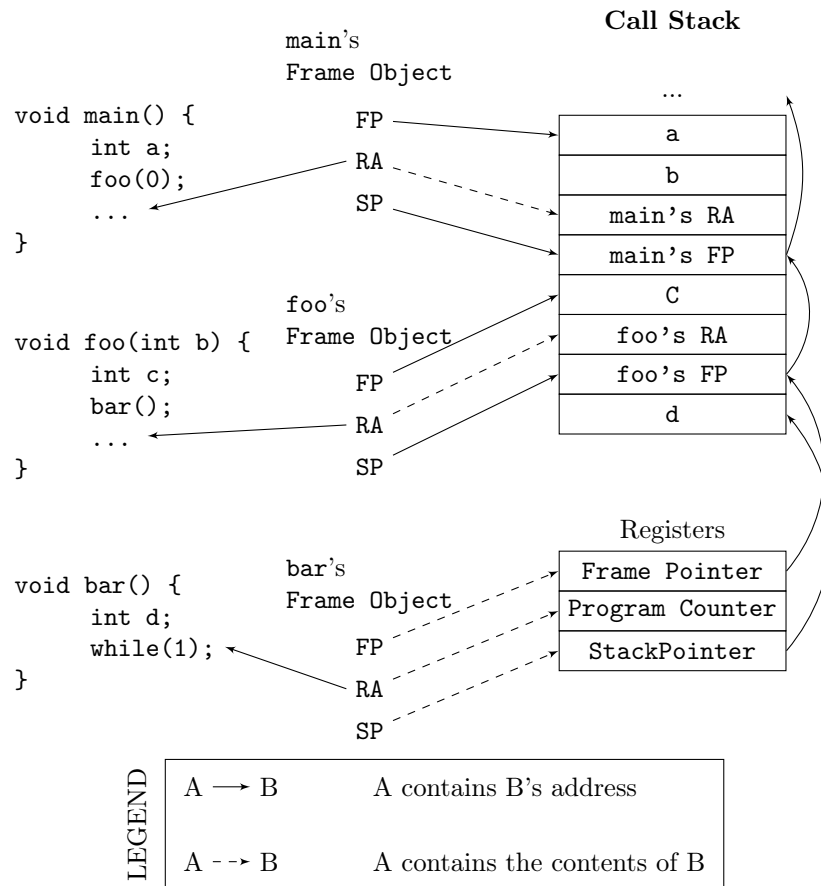


Figure 2: Stack Frame and Frame Object Layout (x86 Architecture)



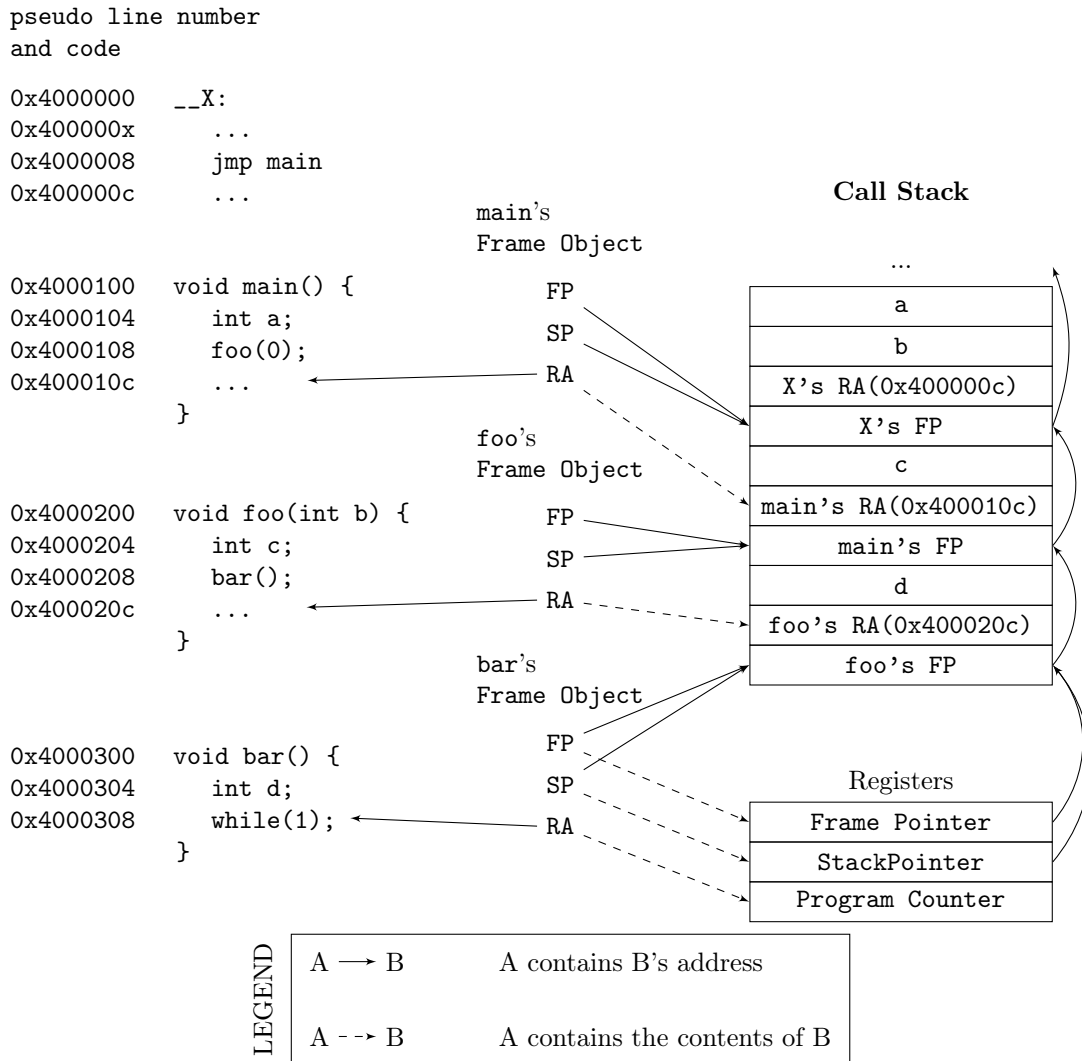


Figure 3: Stack Frame and Frame Object Layout (ARMv8 Architecture)

Figure 2 shows the relationship between application code, stack frames, and Frame objects. In the figure, the source code on the left has run through the main and foo functions, and into the bar function. It has created the call stack in the center, which is shown as a sequence of words growing down. The current values of the processor registers, while executing in bar, are shown below the call stack. When StackwalkerAPI walks the call stack, it creates the Frame objects shown on the right. Each Frame object corresponds to one of the stack frames found in the call stack or application registers.

The call stack in Figure 2 is similar to one that would be found on the x86 architecture. Details about how the call stack is laid out may be different on other architectures, but the meanings of the FP, SP, and RA fields in the Frame objects will remain the same. The layout of the ARM64 stack may be found in Figure 3 as an example of the scope of architectural variations.

The following four definitions deal with processes involved in StackwalkerAPI.

**Target Process** The process from which StackwalkerAPI is collecting stackwalks.

**Host Process** The process in which StackwalkerAPI code is currently running.

**First Party Stackwalk** StackwalkerAPI collects first party stackwalk when it walks a call stack in the same address space it is running in, i.e. the target process is the same as the host process.

**Third Party Stackwalk** StackwalkerAPI collects third party stackwalk when it walks the call stack in a different address space from the one it is running in, i.e. the target process is different from the host process. A third party stackwalk is usually done through a debugger interface.

### 3.1.2 Basic Types

```
typedef unsigned long Address
```

An integer value capable of holding an address in the target process. Address variables should not, and in many cases cannot, be used directly as a pointer. It may refer to an address in a different process, and it may not directly match the target process' pointer representation. Address is guaranteed to be at least large enough to hold an address in a target process, but may be larger.

```
typedef ... Dyninst::PID
```

A handle for identifying a process. On UNIX systems this will be an integer representing a PID. On Windows this will be a HANDLE object.

```
typedef ... Dyninst::THR_ID
```

A handle for identifying a thread. On Linux and BlueGene platforms this is an integer referring to a TID (Thread Identifier). On Windows it is a HANDLE object.

```
class Dyninst::MachRegister
```

A value that names a machine register.

```
typedef unsigned long Dyninst::MachRegisterVal
```

A value that holds the contents of a register. A Dyninst::MachRegister names a specific register, while a Dyninst::MachRegisterVal represents the value that may be in that register.

## 3.2 Namespace StackwalkerAPI

The classes in Section 3.3 and Section 3.5 fall under the C++ namespace Dyninst::Stackwalker. To access them, a user should refer to them using the Dyninst::Stackwalker:: prefix, e.g. Dyninst::Stackwalker::Walker. Alternatively, a user can add the C++ using keyword above any references to StackwalkerAPI objects, e.g. using namespace Dyninst and using namespace Stackwalker.

## 3.3 Stackwalking Interface

This section describes StackwalkerAPI's interface for walking a call stack. This interface is sufficient for walking call stacks on all the systems and variations covered by our default callbacks.

To collect a stackwalk, first create new Walker object associated with the target process via

```
Walker::newWalker()
```

or

```
Walker::newWalker(Dyninst::PID pid)
```

Once a Walker object has been created, a call stack can be walked with the

```
Walker::walkStack
```

method. The new stack walk is returned as a vector of Frame objects.

### 3.3.1 Class Walker

Defined in: walker.h

The `Walker` class allows users to walk call stacks and query basic information about threads in a target process. The user should create a `Walker` object for each process from which they are walking call stacks. Each `Walker` object is associated with one process, but may walk call stacks on multiple threads within that process. The `Walker` class allows users to query for the threads available for walking, and it allows you to specify a particular thread whose call stack should be walked. Stackwalks are returned as a vector of `Frame` objects.

Each `Walker` object contains three objects:

- `ProcessState`
- `StepperGroup`
- `SymbolLookup`

These objects are part of the Callback Interface and can be used to customize `StackwalkerAPI`. The `ProcessState` object tells `Walker` how to access data in the target process, and it determines whether this `Walker` collects first party or third party stackwalks. `Walker` will pick an appropriate default `ProcessState` object based on which factory method the users calls. The `StepperGroup` object is used to customize how the `Walker` steps through stack frames. The `SymbolLookup` object is used to customize how `StackwalkerAPI` looks up symbolic names of the function or object that created a stack frame.

```
static Walker *newWalker()
static Walker *newWalker(Dyninst::PID pid)
static Walker *newWalker(Dyninst::PID pid, std::string executable)
static Walker *newWalker(Dyninst::ProcControlAPI::Process::ptr proc);
static Walker *newWalker(std::string executable,
                          const std::vector<std::string> &argv)
static Walker *newWalker(ProcessState *proc,
                          StepperGroup *steppergroup = NULL ,
                          SymbolLookup *lookup = NULL)
```

These factory methods return new `Walker` objects:

- The first takes no arguments and returns a first-party stackwalker.
- The second takes a PID representing a running process and returns a third-party stackwalker on that process.
- The third takes the name of the executing binary in addition to the PID and also returns a third-party stackwalker on that process.
- The fourth takes a `ProcControlAPI` process object and returns a third-party stackwalker.
- The fifth takes the name of an executable and its arguments, creates the process, and returns a third-party stackwalker.
- The sixth takes a `ProcessState` pointer representing a running process as well as user-defined `StepperGroup` and `SymbolLookup` pointers. It can return both first-party and third-party `Walkers`, depending on the `ProcessState` parameter.

Unless overridden with the sixth variant, the new `Walker` object uses the default `StepperGroup` and `SymbolLookup` callbacks for the current platform. First-party walkers use the `ProcSelf` callback for its `ProcessState` object. Third-party walkers use `ProcDebug` instead. See Section 3.5.1 for more information about defaults in the Callback Interface.

This method returns NULL if it was unable to create a new Walker object. The new Walker object was created with the new operator, and should be deallocated with the delete operator when it is no longer needed.

```
static bool newWalker(const std::vector<Dyninst::PID> &pids,
                    std::vector<Walker *> &walkers_out)
static bool newWalker(const std::vector<Dyninst::PID> &pids,
                    std::vector<Walker *> &walkers_out,
                    std::string executable)
```

This method attaches to a group of processes and returns a vector of Walker objects that perform third-party stackwalks. As above, the first variant takes a list of PIDs and attaches to those processes; the second variant also specifies the executable binary.

```
bool walkStack(std::vector<Frame> &stackwalk,
              Dyninst::THR_ID thread = NULL_THR_ID)
```

This method walks a call stack in the process associated with this Walker. The call stack is returned as a vector of Frame objects in stackwalk. The top of the stack is returned in index 0 of stackwalk, and the bottom of the stack is returned in index `stackwalk.size()-1`.

A stackwalk can be taken on a specific thread by passing a value in the thread parameter. If `thread` has the value `NULL_THR_ID`, then a default thread will be chosen. When doing a third party stackwalk, the default thread will be the process' initial thread. When doing a first party stackwalk, the default thread will be the thread that called `walkStack`. The default StepperGroup provided to a Walker will support collecting call stacks from almost all types of functions, including signal handlers and optimized, frameless functions.

This method returns `true` on success and `false` on failure.

```
bool walkStackFromFrame(std::vector<Frame> &stackwalk, const Frame &frame)
```

This method walks a call stack starting from the given stack frame, `frame`. The call stack will be output in the `stackwalk` vector, with frame stored in index 0 of `stackwalk` and the bottom of the stack stored in index `stackwalk.size()-1`.

This method returns `true` on success and `false` on failure.

```
bool walkSingleFrame(const Frame &in, Frame &out)
```

This methods walks through single frame, `in`. Parameter `out` will be set to `in`'s caller frame.

This method returns `true` on success and `false` on failure.

```
bool getInitialFrame(Frame &frame, Dyninst::THR_ID thread = NULL_THR_ID)
```

This method returns the `Frame` object on the top of the stack in parameter `frame`. Under `walkStack`, `frame` would be the one returned in index 0 of the `stackwalk` vector. A stack frame can be found on a specific thread by passing a value in the thread parameter. If `thread` has the value `NULL_THR_ID`, then a default thread will be chosen. When doing a third party stackwalk, the default thread will be the process' initial thread. When doing a first party stackwalk, the default thread will be the thread that called `getInitialFrame`.

This method returns `true` on success and `false` on failure.

```
bool getAvailableThreads(std::vector<Dyninst::THR_ID> &threads)
```

This method returns a vector of threads in the target process upon which StackwalkerAPI can walk call stacks. The threads are returned in output parameter `threads`. Note that this method may return a subset of the actual threads in the process. For example, when walking call stacks on the current process, it is only legal to walk the call stack on the currently running thread. In this case, `getAvailableThreads` returns a vector containing only the current thread.

This method returns `true` on success and `false` on failure.

```
ProcessState *getProcessState() const
```

This method returns the `ProcessState` object associated with this `Walker`.

```
StepperGroup *getStepperGroup() const
```

This method returns the `StepperGroup` object associated with this `Walker`.

```
SymbolLookup *getSymbolLookup() const
```

This method returns the `SymbolLookup` object associated with this `Walker`.

```
bool addStepper(FrameStepper *stepper)
```

This method adds a provided `FrameStepper` to those used by the `Walker`.

```
static SymbolReaderFactory *getSymbolReader()
```

This method returns a factory for creating process-specific symbol readers. Unlike the above methods it is global across all `Walkers` and is thus defined static.

```
static void setSymbolReader(SymbolReaderFactory *);
```

Set the symbol reader factory used when creating `Walker` objects.

```
static void version(int &major, int &minor, int &maintenance)
```

This method returns version information (e.g., 8, 0, 0 for the 8.0 release).

### 3.3.2 Class Frame

**Defined in:** `frame.h`

The `Walker` class returns a call stack as a vector of `Frame` objects. As described in Section 3.1.1, each `Frame` object represents a stack frame, and contains a return address (RA), stack pointer (SP) and frame pointer (FP). For each of these values, optionally, it stores the location where the values were found. Each `Frame` object may also be augmented with symbol information giving a function name (or a symbolic name, in the case of non-functions) for the object that created the stack frame.

The `Frame` class provides a set of functions (`getRALocation`, `getSPLocation` and `getFPLocation`) that return the location in the target process' memory or registers where the RA, SP, or FP were found. These functions may be used to modify the stack. For example, the `DyninstAPI` uses these functions to change return addresses on the stack when it relocates code. The RA, SP, and FP may be found in a register or in a memory address on a call stack.

```
static Frame *newFrame(Dyninst::MachRegisterVal ra,  
                      Dyninst::MachRegisterVal sp,  
                      Dyninst::MachRegisterVal fp,  
                      Walker *walker)
```

This method creates a new `Frame` object and sets the mandatory data members: RA, SP and FP. The new `Frame` object is associated with `walker`.

The optional location fields can be set by the methods below.

The new `Frame` object is created with the `new` operator, and the user should deallocate it with the `delete` operator when it is no longer needed.

```
bool operator==(const Frame &)
```

`Frame` objects have a defined equality operator.

```
Dyninst::MachRegisterVal getRA() const
```

This method returns this `Frame` object's return address.

```
void setRA(Dyninst::MachRegisterVal val)
```

This method sets this `Frame` object's return address to `val`.

```
Dyninst::MachRegisterVal getSP() const
```

This method returns this `Frame` object's stack pointer.

```
void setSP(Dyninst::MachRegisterVal val)
```

This method sets this `Frame` object's stack pointer to `val`.

```
Dyninst::MachRegisterVal getFP() const
```

This method returns this `Frame` object's frame pointer.

```
void setFP(Dyninst::MachRegisterVal val)
```

This method sets this `Frame` object's frame pointer to `val`.

```
bool isTopFrame() const;  
bool isBottomFrame() const;
```

These methods return whether a `Frame` object is the top (e.g., most recently executing) or bottom of the stack walk.

```
typedef enum {  
    loc_address,  
    loc_register,  
    loc_unknown  
} storage_t;
```

```
typedef struct {  
    union {  
        Dyninst::Address addr;  
        Dyninst::MachRegister reg;  
    } val;  
    storage_t location;  
} location_t;
```

The `location_t` structure is used by the `getRALocation`, `getSPLocation`, and `getFPLocation` methods to describe where in the process a `Frame` object's RA, SP, or FP were found. When walking a call stack these values may be found in registers or memory. If they were found in



memory, the `location` field of `location_t` will contain `loc_address` and the `addr` field will contain the address where it was found. If they were found in a register the `location` field of `location_t` will contain `loc_register` and the `reg` field will refer to the register where it was found. If this `Frame` object was not created by a stackwalk (using the `newframe` factory method, for example), and has not had a set location method called, then location will contain `loc_unknown`.

```
location_t getRALocation() const
```

This method returns a `location_t` describing where the RA was found.

```
void setRALocation(location_t newval)
```

This method sets the location of where the RA was found to `newval`.

```
location_t getSPLocation() const
```

This method returns a `location_t` describing where the SP was found.

```
void setSPLocation(location_t newval)
```

This method sets the location of where the SP was found to `newval`.

```
location_t getFPLocation() const
```

This method returns a `location_t` describing where the FP was found.

```
void setFPLocation(location_t newval)
```

This method sets the location of where the FP was found to `newval`.

```
bool getName(std::string &str) const
```

This method returns a stack frame's symbolic name. Most stack frames are created by functions, or function-like objects such as signal handlers or system calls. This method returns the name of the object that created this stack frame. For stack frames created by functions, this symbolic name will be the function name. A symbolic name may not always be available for all `Frame` objects, such as in cases of stripped binaries or special stack frames types.

The function name is obtained by using this `Frame` object's RA to call the `SymbolLookup` callback. By default `StackwalkerAPI` will attempt to use the `SymtabAPI` package to look up symbol names in binaries. If `SymtabAPI` is not found, and no alternative `SymbolLookup` object is present, then this method will return an error.

This method returns `true` on success and `false` on error.

```
bool getObject(void* &obj) const
```

In addition to returning a symbolic name (see `getName`) the `SymbolLookup` interface allows for an opaque object, a `void*`, to be associated with a `Frame` object. The contents of this `void*` is determined by the `SymbolLookup` implementation. Under the default implementation that uses `SymtabAPI`, the `void*` points to a `Symbol` object or `NULL` if no symbol is found.

This method returns `true` on success and `false` on error.

```
Walker *getWalker() const;
```

This method returns the `Walker` object that constructed this stack frame.

```
THR_ID getThread() const;
```

This method returns the execution thread that the current `Frame` represents.

```
FrameStepper* getStepper() const
```

This method returns the `FrameStepper` object that was used to construct this `Frame` object in the `stepper` output parameter.

This method returns `true` on success and `false` on error.

```
bool getLibOffset(std::string &lib, Dyninst::Offset &offset, void* &symtab) const
```

This method returns the DSO (a library or executable) and an offset into that DSO that points to the location within that DSO where this frame was created. `lib` is the path to the library that was loaded, and `offset` is the offset into that library. The return value of the `symtab` parameter is dependent on the `SymbolLookup` implementation-by default it will contain a pointer to a `Dyninst::Symtab` object for this DSO. See the `SymtabAPI Programmer's Guide` for more information on using `Dyninst::Symtab` objects.

```
bool nonCall() const
```

This method returns whether a `Frame` object represents a function call; if `false`, the `Frame` may represent instrumentation, a signal handler, or something else.

## 3.4 Accessing Local Variables

Defined in: `local_var.h`

StackwalkerAPI can be used to access local variables found in the frames of a call stack. The StackwalkerAPI interface for accessing the values of local variables is closely tied to the SymtabAPI interface for collecting information about local variables—SymtabAPI handles for functions, local variables, and types are part of this interface.

Given an initial handle to a SymtabAPI Function object, SymtabAPI can look up local variables contained in that function and the types of those local variables. See the SymtabAPI Programmer’s Guide for more information.

```
static Dyninst::SymtabAPI::Function *getFunctionForFrame(Frame f)
```

This method returns a SymtabAPI function handle for the function that created the call stack frame, `f`.

```
static int glvv_Success = 0;
static int glvv_EParam = -1;
static int glvv_EOutOfScope = -2;
static int glvv_EBufferSize = -3;
static int glvv_EUnknown = -4;
```

```
static int getLocalVariableValue(Dyninst::SymtabAPI::localVar *var,
                                std::vector<Frame> &swalk,
                                unsigned frame,
                                void *out_buffer,
                                unsigned out_buffer_size)
```

Given a local variable and a stack frame from a call stack, this function returns the value of the variable in that frame. The local variable is specified by the SymtabAPI variable object, `var`. `swalk` is a call stack that was collected via StackwalkerAPI, and `frame` specifies an index into that call stack that contains the local variable. The value of the variable is stored in `out_buffer` and the size of `out_buffer` should be specified in `out_buffer_size`.

A local variable only has a limited scope with-in a target process’ execution. StackwalkerAPI cannot guarantee that it can collect the correct return value of a local variable from a call stack if the target process is continued after the call stack is collected.

Finding and collecting the values of local variables is dependent on debugging information being present in a target process’ binary. Not all binaries contain debugging information, and in some cases, such as for binaries built with high compiler optimization levels, that debugging information may be incorrect.

`getLocalVariableValue` will return on of the following values:

`glvv_Success` `getLocalVariableValue` was able to correctly read the value of the given variable.

- glvv\_EParam** An error occurred, an incorrect parameter was specified (frame was larger than `swalk.size()`, or var was not a variable in the function specified by frame).
- glvv\_EOutOfScope** An error occurred, the specified variable exists in the function but isn't live at the current execution point.
- glvv\_EBufferSize** An error occurred, the variable's value does not fit inside `out_buffer`.
- glvv\_EUnknown** An unknown error occurred. It is most likely that the local variable was optimized away or debugging information about the variable was incorrect.

## 3.5 Callback Interface

This subsection describes the Callback Interface for StackwalkerAPI. The Callback Interface is primarily used to port StackwalkerAPI to new platforms, extend support for new types of stack frames, or integrate StackwalkerAPI into existing tools.

The classes in this subsection are interfaces, they cannot be instantiated. To create a new implementation of one of these interfaces, create a new class that inherits from the callback class and implement the necessary methods. To use a new `ProcessState`, `StepperGroup`, or `SymbolLookup` class with StackwalkerAPI, create a new instance of the class and register it with a new Walker object using the

```
Walker::newWalker(ProcessState *, StepperGroup *, SymbolLookup *)
```

factory method (see Section 3.3.1). To use a new `FrameStepper` class with StackwalkerAPI, create a new instance of the class and register it with a `StepperGroup` using the

```
StepperGroup::addStepper(FrameStepper *)
```

method (see Section 3.5.3).

Some of the classes in the Callback Interface have methods with default implementations. A new class that inherits from a Callback Interface can optionally implement these methods, but it is not required. If a method requires implementation, it is written as a C++ pure virtual method (`virtual funcName() = 0`). A method with a default implementation is written as a C++ virtual method (`virtual funcName()`).

### 3.5.1 Default Implementations

The classes described in the Callback Interface are C++ abstract classes, or interfaces. They cannot be instantiated. For each of these classes StackwalkerAPI provides one or more default implementations on each platform. These default implementations are classes that inherit from the abstract classes described in the Callback Interface. If a user creates a Walker object without providing their own `FrameStepper`, `ProcessState`, and `SymbolLookup` objects, then StackwalkerAPI will use the default implementations listed in Table 1. These implementations are described in Section 4.2.

### 3.5.2 Class FrameStepper

Defined in: `framestepper.h`

	StepperGroup	ProcessState	SymbolLookup	FrameStepper
Linux/x86 Linux/x86-64	1. AddrRange	1. ProcSelf 2. ProcDebug	1. SwkSymtab	1. FrameFuncStepper 2. SigHandlerStepper 3. DebugStepper 4. AnalysisStepper 5. StepperWanderer 6. BottomOfStackStepper
Linux/PPC Linux/PPC-64	1. AddrRange	1. ProcSelf 2. ProcDebug	1. SwkSymtab	1. FrameFuncStepper 2. SigHandlerStepper 3. AnalysisStepper
Windows/x86	1. AddrRange	1. ProcSelf 2. ProcDebug	1. SwkSymtab	1. FrameFuncStepper 2. AnalysisStepper 3. StepperWanderer 4. BottomOfStackStepper
BlueGene	1. AddrRange	1. ProcDebug	1. SwkSymtab	1. FrameFuncStepper

Table 1: Callback Interface Defaults

The `FrameStepper` class is an interface that tells StackwalkerAPI how to walk through a specific type of stack frame. There may be many different ways of walking through a stack frame on a platform, e.g, on Linux/x86 there are different mechanisms for walking through system calls, signal handlers, regular functions, and frameless functions. A single `FrameStepper` describes how to walk through one of these types of stack frames.

A user can create their own `FrameStepper` classes that tell StackwalkerAPI how to walk through new types of stack frames. A new `FrameStepper` object must be added to a `StepperGroup` before it can be used.

In addition to walking through individual stack frames, a `FrameStepper` tells its `StepperGroup` when it can be used. The `FrameStepper` registers address ranges that cover objects in the target process' code space (such as functions). These address ranges should contain the objects that will create stack frames through which the `FrameStepper` can walk. If multiple `FrameStepper` objects have overlapping address ranges, then a priority value is used to determine which `FrameStepper` should be attempted first.

`FrameStepper` is an interface class; it cannot be instantiated. Users who want to develop new `FrameStepper` objects should inherit from this class and implement the the desired virtual functions. The `getCallerFrame`, `getPriority`, and `getName` functions must be implemented; all others may be overridden if desired.

```
typedef enum {
    gcf_success,
    gcf_stackbottom,
    gcf_not_me,
    gcf_error
} gcf_ret_t
```

```
virtual gcf_ret_t getCallerFrame(const Frame &in, Frame &out) = 0
```

This method walks through a single stack frame and generates a `Frame` object that represents the caller's stack frame. Parameter `in` will be a `Frame` object that this `FrameStepper` is capable of

walking through. Parameter `out` is an output parameter that this method should set to the `Frame` object that called in.

There may be multiple ways of walking through a different types of stack frames. Each `FrameStepper` class should be able to walk through a type of stack frame. For example, on x86 one `FrameStepper` could be used to walk through stack frames generated by ABI-compliant functions; `out`'s FP and RA are found by reading from `in`'s FP, and `out`'s SP is set to the word below `in`'s FP. A different `FrameStepper` might be used to walk through stack frames created by functions that have optimized away their FP. In this case, `in` may have a FP that does not point `out`'s FP and RA. The `FrameStepper` will need to use other mechanisms to discover `out`'s FP or RA; perhaps the `FrameStepper` searches through the stack for the RA or performs analysis on the function that created the stack frame.

If `getCallerFrame` successfully walks through `in`, it is required to set the following parameters in `out`. See Section 3.3.2 for more details on the values that can be set in a `Frame` object:

**Return Address (RA)** The RA should be set with the `Frame::setRA` method.

**Stack Pointer (SP)** The SP should be set with the `Frame::setSP` method.

**Frame Pointer (FP)** The FP should be set with the `Frame::setFP` method

Optionally, `getCallerFrame` can also set any of following parameters in `out`:

**Return Address Location (RALocation)** The `RALocation` should be set with the `Frame::setRALocation()` method.

**Stack Pointer Location (SPLocation)** The `SPLocation` should be set with the `Frame::setRALocation()` method.

**Frame Pointer Location (FPLocation)** The `FPLocation` should be set with the `Frame::setFPLocation()` method.

If a location field in `out` is not set, then the appropriate `Frame::getRALocation`, `Frame::getSPLocation` or `Frame::getFPLocation` method will return `loc_unknown`.

`getCallerFrame` should return `gcf_success` if it successfully walks through `in` and creates an `out` `Frame` object. It should return `gcf_stackbottom` if `in` is the bottom of the stack and there are no stack frames below it. It should return `gcf_not_me` if `in` is not the correct type of stack frame for this `FrameStepper` to walk through. `StackwalkerAPI` will then attempt to locate another `FrameStepper` to handle `in` or abort the stackwalk. It should return `gcf_error` if there was an error and the stack walk should be aborted.

```
virtual void registerStepperGroup(StepperGroup *steppergroup)
```

This method is used to notify a `FrameStepper` when `StackwalkerAPI` adds it to a `StepperGroup`. The `StepperGroup` to which this `FrameStepper` is being added is passed in parameter `steppergroup`. This method can be used to initialize the `FrameStepper` (in addition to any `FrameStepper` constructor).

```
virtual unsigned getPriority() const = 0
```

This method is used by the `StepperGroup` to decide which `FrameStepper` to use if multiple `FrameStepper` objects are registered over the same address range (see `addAddressRanges` in Section 3.5.3 for more information about address ranges). This method returns an integer representing a priority level, the lower the number the higher the priority.

The default `FrameStepper` objects provided by `StackwalkerAPI` all return priorities between `0x1000` and `0x2000`. If two `FrameStepper` objects have an overlapping address range, and they have the same priority, then the order in which they are used is undefined.

```
FrameStepper(Walker *w);
```

Constructor definition for all `FrameStepper` instances.

```
virtual ProcessState *getProcessState();
```

Return the `ProcessState` used by the `FrameStepper`. Can be overridden if the user desires.

```
virtual Walker *getWalker();
```

Return the `Walker` associated with the `FrameStepper`. Can be overridden if the user desires.

```
typedef std::pair<std::string, Address> LibAddrPair;
typedef enum { library_load, library_unload } lib_change_t;
virtual void newLibraryNotification(LibAddrPair *libAddr,
                                   lib_change_t change);
```

This function is called when a new library is loaded by the process; it should be implemented if the `FrameStepper` requires such information.

```
virtual const char *getName() const = 0;
```

Returns a name for the `FrameStepper`; must be implemented by the user.

### 3.5.3 Class `StepperGroup`

Defined in: `steppergroup.h`

The `StepperGroup` class contains a collection of `FrameStepper` objects. The `StepperGroup`'s primary job is to decide which `FrameStepper` should be used to walk through a stack frame given a return address. The default `StepperGroup` keeps a set of address ranges for each `FrameStepper`. If multiple `FrameStepper` objects overlap an address, then the default `StepperGroup` will use a priority system to decide.

`StepperGroup` provides both an interface and a default implementation of that interface. Users who want to customize the `StepperGroup` should inherit from this class and re-implement any of the below virtual functions.

`StepperGroup(Walker *walker)`

This factory constructor creates a new `StepperGroup` object associated with `walker`.

`virtual bool addStepper(FrameStepper *stepper)`

This method adds a new `FrameStepper` to this `StepperGroup`. The newly added stepper will be tracked by this `StepperGroup`, and it will be considered for use when walking through stack frames.

This method returns `true` if it successfully added the `FrameStepper`, and `false` on error.

`virtual bool addStepper(FrameStepper *stepper, Address start, Address end) = 0;`

Add the specified `FrameStepper` to the list of known steppers, and register it to handle frames in the range `[start, end)`.

`virtual void registerStepper(FrameStepper *stepper);`

Add the specified `FrameStepper` to the list of known steppers and use it over the entire address space.

`virtual bool findStepperForAddr(Address addr, FrameStepper* &out, const FrameStepper *last_tried = NULL) = 0`

Given an address that points into a function (or function-like object), `addr`, this method decides which `FrameStepper` should be used to walk through the stack frame created by the function at that address. A pointer to the `FrameStepper` will be returned in parameter `out`.

It may be possible that the `FrameStepper` this method decides on is unable to walk through the stack frame (it returns `gcf_not_me` from `FrameStepper::getCallerFrame`). In this case `StackwalkerAPI` will call `findStepperForAddr` again with the `last_tried` parameter set to the failed `FrameStepper`. `findStepperForAddr` should then find another `FrameStepper` to use. Parameter `last_tried` will be set to `NULL` the first time `getStepperToUse` is called for a stack frame.

The default version of this method uses address ranges to decide which `FrameStepper` to use. The address ranges are contained within the process' code space, and map a piece of the code space to a `FrameStepper` that can walk through stack frames created in that code range. If multiple `FrameStepper` objects share the same range, then the one with the highest priority will be tried first.

This method returns `true` on success and `false` on failure.

```
typedef std::pair<std::string, Address> LibAddrPair;
typedef enum { library_load, library_unload } lib_change_t;
virtual void newLibraryNotification(LibAddrPair *libaddr, lib_change_t change);
```



Called by the StackwalkerAPI when a new library is loaded.

```
Walker *getWalker() const
```

This method returns the Walker object that associated with this StepperGroup.

```
void getSteppers(std::set<FrameStepper *> &);
```

Fill in the provided set with all `FrameSteppers` registered in the `StepperGroup`.

### 3.5.4 Class `ProcessState`

**Defined in:** `procstate.h`

The `ProcessState` class is a virtual class that defines an interface through which StackwalkerAPI can access the target process. It allows access to registers and memory, and provides basic information about the threads in the target process. StackwalkerAPI provides two default types of `ProcessState` objects: `ProcSelf` does a first party stackwalk, and `ProcDebug` does a third party stackwalk.

A new `ProcessState` class can be created by inheriting from this class and implementing the necessary methods.

```
static ProcessState *getProcessStateByPid(Dyninst::PID pid)
```

Given a PID, return the corresponding `ProcessState` object.

```
virtual unsigned getAddressWidth() = 0;
```

Return the number of bytes in a pointer for the target process. This value is 4 for 32-bit platforms (x86, PowerPC-32) and 8 for 64-bit platforms (x86-64, PowerPC-64).

```
typedef enum { Arch_x86, Arch_x86_64, Arch_ppc32, Arch_ppc64 }  
Architecture;  
virtual Dyninst::Architecture getArchitecture() = 0;
```

Return the appropriate architecture for the target process.

```
virtual bool getRegValue(Dyninst::MachRegister reg,  
                        Dyninst::THR_ID thread,  
                        Dyninst::MachRegisterVal &val) = 0
```

This method takes a register name as input, `reg`, and returns the value in that register in `val` in the thread `thread`.

This method returns `true` on success and `false` on error.

```
virtual bool readMem(void *dest, Address source, size_t size) = 0
```

This method reads memory from the target process. Parameter `dest` should point to an allocated buffer of memory at least `size` bytes in the host process. Parameter `source` should contain an address in the target process to be read from. If this method succeeds, `size` bytes of memory is copied from `source`, stored in `dest`, and `true` is returned. This method returns `false` otherwise.

```
virtual bool getThreadIds(std::vector<Dyninst::THR_ID> &threads) = 0
```

This method returns a list of threads whose call stacks can be walked in the target process. Thread are returned in the `threads` vector. In some cases, such as with the default `ProcDebug`, this method returns all of the threads in the target process. In other cases, such as with `ProcSelf`, this method returns only the calling thread.

The first thread in the `threads` vector (index 0) will be used as the default thread if the user requests a stackwalk without specifying an thread (see `Walker::WalkStack`).

This method returns `true` on success and `false` on error.

```
virtual bool getDefaultThread(Dyninst::THR_ID &default_tid) = 0
```

This method returns the thread representing the initial process in the `default_tid` output parameter.

This method returns `true` on success and `false` on error.

```
virtual Dyninst::PID getProcessId()
```

This method returns a process ID for the target process. The default `ProcessState` implementations (`ProcDebug` and `ProcSelf`) will return a PID on UNIX systems and a HANDLE object on Windows.

```
Walker *getWalker() const;
```

Return the `Walker` associated with the current process state.

```
std::string getExecutablePath();
```

Returns the name of the executable associated with the current process state.

### 3.5.4.1 Class `LibraryState` Defined in: `procstate.h`

`LibraryState` is a helper class for `ProcessState` that provides information about the current DSOs (libraries and executables) that are loaded into a process' address space. `FrameSteppers` frequently use the `LibraryState` to get the DSO through which they are attempting to stack walk.

Each `Library` is represented using a `LibAddrPair` object, which is defined as follows:

```
typedef std::pair<std::string, Dyninst::Address> LibAddrPair
```

`LibAddrPair.first` refers to the file path of the library that was loaded, and `LibAddrPair.second` is the load address of that library in the process' address space. The load address of a library can be added to a symbol offset from the file in order to get the absolute address of a symbol.

```
virtual bool getLibraryAtAddr(Address addr, LibAddrPair &lib) = 0
```

This method returns a DSO, using the `lib` output parameter, that is loaded over address `addr` in the current process.

This method returns `false` if no library is loaded over `addr` or an error occurs, and `true` if it successfully found a library.

```
virtual bool getLibraries(std::vector<LibAddrPair> &libs) = 0
```

This method returns all DSOs that are loaded into the process' address space in the output vector parameter, `libs`.

This method returns `true` on success and `false` on error.

```
virtual void notifyOfUpdate() = 0
```

This method is called by the `ProcessState` when it detects a change in the process' list of loaded libraries. Implementations of `LibraryStates` should use this method to refresh their lists of loaded libraries.

```
virtual Address getLibTrapAddress() = 0
```

Some platforms that implement the System/V standard (Linux, BlueGene/P) use a trap event to determine when a process loads a library. A trap instruction is inserted into a certain address, and that trap will execute whenever the list of loaded libraries change.

On System/V platforms this method should return the address where a trap should be inserted to watch for libraries loading and unloading. The `ProcessState` object will insert a trap at this address and then call `notifyOfUpdate` when that trap triggers.

On non-System/V platforms this method should return 0.

### 3.5.5 Class SymbolLookup

Defined in: `symlookup.h`

The `SymbolLookup` virtual class is an interface for associating a symbolic name with a stack frame. Each `Frame` object contains an address (the RA) pointing into the function (or function-like object) that created its stack frame. However, users do not always want to deal with addresses when symbolic names are more convenient. This class is an interface for mapping a `Frame` object's RA into a name.

In addition to getting a name, this class can also associate an opaque object (via a `void*`) with a `Frame` object. It is up to the `SymbolLookup` implementation what to return in this opaque object.

The default implementation of `SymbolLookup` provided by `StackwalkerAPI` uses the `SymLite` tool to lookup symbol names. It returns a `Symbol` object in the anonymous `void*`.

```
SymbolLookup(std::string exec_path = "");
```

Constructor for a `SymbolLookup` object.

```
virtual bool lookupAtAddr(Address addr,  
                          string &out_name,  
                          void* &out_value) = 0
```

This method takes an address, `addr`, as input and returns the function name, `out_name`, and an opaque value, `out_value`, at that address. Output parameter `out_name` should be the name of the function that contains `addr`. Output parameter `out_value` can be any opaque value determined by the `SymbolLookup` implementation. The values returned are used by the `Frame::getName` and `Frame::getObject` functions.

This method returns `true` on success and `false` on error.

```
virtual Walker *getWalker()
```

This method returns the `Walker` object associated with this `SymbolLookup`.

```
virtual ProcessState *getProcessState()
```

This method returns the `ProcessState` object associated with this `SymbolLookup`.

## 4 Callback Interface Default Implementations

`StackwalkerAPI` provides one or more default implementations of each of the callback classes described in Section 3.5. These implementations are used by a default configuration of `StackwalkerAPI`.

## 4.1 Debugger Interface

This section describes how to use StackwalkerAPI for collecting 3rd party stack walks. In 3rd party mode StackwalkerAPI uses the OS's debugger interface to connect to another process and walk its call stacks. As part of being a debugger StackwalkerAPI receives and needs to handle debug events. When a debugger event occurs, StackwalkerAPI must get control of the host process in order to receive the debugger event and continue the target process.

To illustrate the complexities with running in 3rd party mode, consider the follow code snippet that uses StackwalkerAPI to collect a stack walk every five seconds.

```
Walker *walker = Walker::newWalker(pid);
std::vector<Frame> swalk;
for (;;) {
    walker->walkStack(swalk);
    sleep(5);
}
```

StackwalkerAPI is running in 3rd party mode, since it attached to the target process, `pid`. As the target process runs it may be generating debug events such a thread creation and destruction, library loads and unloads, signals, forking/execing, etc. When one of these debugger events is generated the OS will pause the target process and send a notice to the host process. The target process will remain paused until the host process handles the debug event and resumes the target process.

In the above example the host process is spending almost all of its time in the sleep call. If a debugger event happens during the sleep, then StackwalkerAPI will not be able to get control of the host process and handle the event for up to five seconds. This will cause long pauses in the target process and lead to a potentially very large slowdown.

To work around this problem StackwalkerAPI provides a notification file descriptor. This file descriptor represents a connection between the StackwalkerAPI library and user code. StackwalkerAPI will write a single byte to this file descriptor when a debug event occurs, thus notifying the user code that it needs to let StackwalkerAPI receive and handle debug events. The user code can use system calls such as `select` to watch for events on the notification file descriptor.

The following example illustrates how to properly use StackwalkerAPI to collect a stack walk from another process at a five second interval. Details on the `ProcDebug` class, `getNotificationFD` method, and `handleDebugEvent` method can be found in Section 4.1.1. See the UNIX man pages for more information on the `select` system call. Note that this example does not include all of the proper error handling and includes that should be present when using `select`.

```
Walker *walker = Walker::newWalker(pid);
ProcDebug *debugger = (ProcDebug *) walker->getProcessState();
std::vector<Frame> swalk;
for (;;) {
    walker->walkStack(swalk);
    struct timeval timeout;
    timeout.tv_sec = 5;
    timeout.tv_usec = 0;
    int max = 1;
    fd_set readfds, writefds, exceptfds;
    FD_ZERO(&readfds); FD_ZERO(&writefds); FD_ZERO(&exceptfds);
    FD_SET(ProcDebug::getNotificationFD(), &readfds);
}
```

```

for (;;) {
    int result = select(max, &readfds, &writefds, &exceptfds, &timeout);
    if (FD_ISSET(ProcDebug::getNotificationFD(), readfds)) {
        //Debug event
        ProcDebug::handleDebugEvent();
    }
    if (result == 0) {
        //Timeout
        break;
    }
}
}
}

```

#### 4.1.1 Class ProcDebug

Defined in: `procstate.h`

Access to StackwalkerAPI's debugger is through the `ProcDebug` class, which inherits from the `ProcessState` interface. The easiest way to get at a `ProcDebug` object is to cast the return value of `Walker::getProcessState` into a `ProcDebug`. C++'s `dynamic_cast` operation can be used to test if a `Walker` uses the `ProcDebug` interface:

```

ProcDebug *debugger;
debugger = dynamic_cast<ProcDebug*>(walker->getProcessState());
if (debugger != NULL) {
    //3rd party
    ...
} else {
    //1st party
    ...
}

```

In addition to the handling of debug events, described in Section 4.1, the `ProcDebug` class provides a process control interface; users can pause and resume process or threads, detach from a process, and test for events such as process death. As an implementation of the `ProcessState` class, `ProcDebug` also provides all of the functionality described in Section 3.5.4.

```
virtual bool pause(Dyninst::THR_ID tid = NULL_THR_ID)
```

This method pauses a process or thread. The paused object will not resume execution until `ProcDebug::resume` is called. If the `tid` parameter is not `NULL_THR_ID` then StackwalkerAPI will pause the thread specified by `tid`. If `tid` is `NULL_THR_ID` then StackwalkerAPI will pause every thread in the process.

When StackwalkerAPI collects a call stack from a running thread it first pauses the thread, collects the stack walk, and then resumes the thread. When collecting a call stack from a paused thread StackwalkerAPI will collect the stack walk and leave the thread paused. This method is thus useful for pausing threads before stack walks if the user needs to keep the returned stack walk synchronized with the current state of the thread.

This method returns **true** if successful and **false** on error.

```
virtual bool resume(Dyninst::THR_ID tid = NULL_THR_ID)
```

This method resumes execution on a paused process or thread. This method only resumes threads that were paused by the `ProcDebug::pause` call, using it on other threads is an error. If the `tid` parameter is not `NULL_THR_ID` then StackwalkerAPI will resume the thread specified by `tid`. If `tid` is `NULL_THR_ID` then StackwalkerAPI will resume all paused threads in the process.

This method returns **true** if successful and **false** on error.

```
virtual bool detach(bool leave_stopped = false)
```

This method detaches StackwalkerAPI from the target process. StackwalkerAPI will no longer receive debug events on this target process and will no longer be able to collect call stacks from it. This method invalidates the associated `Walker` and `ProcState` objects, they should be cleaned using C++'s `delete` operator after making this call. It is an error to attempt to do operations on these objects after a detach, and undefined behavior may result.

If the `leave_stopped` parameter is **true** StackwalkerAPI will detach from the process but leave it in a paused state so that it does resume progress. This is useful for attaching another debugger back to the process for further analysis. The `leave_stopped` parameter is not supported on the Linux platform and its value will have no affect on the detach call.

This method returns **true** if successful and **false** on error.

```
virtual bool isTerminated()
```

This method returns **true** if the associated target process has terminated and **false** otherwise. A target process may terminate itself by calling `exit`, returning from `main`, or receiving an unhandled signal. Attempting to collect stack walks or perform other operations on a terminated process is illegal and will lead to undefined behavior.

A process termination will also be signaled through the notification FD. Users should check processes for the `isTerminated` state after returning from `handleDebugEvent`.

```
static int getNotificationFD()
```

This method returns StackwalkerAPI's notification FD. The notification FD is a file descriptor that StackwalkerAPI will write a byte to whenever a debug event occurs that need. If the user code sees a byte on this file descriptor it should call `handleDebugEvent` to let StackwalkerAPI handle the debug event. Example code using `getNotificationFD` can be found in Section 4.1.

StackwalkerAPI will only create one notification FD, even if it is attached to multiple 3rd party target processes.

```
static bool handleDebugEvent(bool block = false)
```

When this method is called StackwalkerAPI will receive and handle all pending debug events from each 3rd party target process to which it is attached. After handling debug events each target process will be continued (unless it was explicitly stopped by the `ProcDebug::pause` method) and any bytes on the notification FD will be cleared. It is generally expected that users will call this method when a event is sent to the notification FD, although it can be legally called at any time.

If the `block` parameter is `true`, then `handleDebugEvents` will block until it has handled at least one debug event. If the `block` parameter is `false`, then `handleDebugEvents` will handle any currently pending debug events or immediately return if none are available.

StackwalkerAPI may receive process exit events for target processes while handling debug events. The user should check for any exited processes by calling `ProcDebug::isTerminated` after handling debug events.

This method returns `true` if successful and `false` on error.

## 4.2 FrameSteppers

Defined in: `framestepper.h`

StackwalkerAPI ships with numerous default implementations of the `FrameStepper` class. Each of these `FrameStepper` implementations allow StackwalkerAPI to walk a type of call frames. Section 3.5.1 describes which `FrameStepper` implementations are available on which platforms. This sections gives a brief description of what each `FrameStepper` implementation does. Each of the following classes implements the `FrameStepper` interface described in Section 3.5.2, so we do not repeat the API description for the classes here.

Several of the `FrameSteppers` use helper classes (see `FrameFuncStepper` as an example). Users can further customize the behavior of a `FrameStepper` by providing their own implementation of these helper classes.

### 4.2.1 Class `FrameFuncStepper`

This class implements stack walking through a call frame that is setup with the architectures standard stack frame. For example, on x86 this `FrameStepper` will be used to walk through stack frames that are setup with a `push %ebp/mov %esp,%ebp` prologue.

**4.2.1.1 Class `FrameFuncHelper`** `FrameFuncStepper` uses a helper class, `FrameFuncHelper`, to get information on what kind of stack frame it's walking through. The `FrameFuncHelper` will generally use techniques such as binary analysis to determine what type of stack frame the `FrameFuncStepper` is walking through. Users can have StackwalkerAPI use their own binary analysis mechanisms by providing an implementation of this `FrameFuncHelper`.

There are two important types used by `FrameFuncHelper` and one important function:

```
typedef enum {  
    unknown_t=0,
```



```

    no_frame,
    standard_frame,
    savefp_only_frame,
} frame_type;

```

The `frame_type` describes what kind of stack frame a function uses. If it does not set up a stack frame then `frame_type` should be `no_frame`. If it sets up a standard frame then `frame_type` should be `standard_frame`. The `savefp_only_frame` value currently only has meaning on the x86 family of systems, and means that a function saves the old frame pointer, but does not setup a new frame pointer (it has a `push %ebp` instruction, but no `mov %esp,%ebp`). If the `FrameFuncHelper` cannot determine the `frame_type`, then it should be assigned the value `unknown_t`.

```

typedef enum {
    unknown_s=0,
    unset_frame,
    halfset_frame,
    set_frame
} frame_state;

```

The `frame_state` type determines the current state of function with a stack frame at some point of execution. For example, a function may set up a standard stack frame and have a `frame_type` of `standard_frame`, but execution may be at the first instruction in the function and the frame is not yet setup, in which case the `frame_state` will be `unset_frame`.

If the function sets up a standard stack frame and the execution point is someplace where the frame is completely setup, then the `frame_state` should be `set_frame`. If the function sets up a standard frame and the execution point is at a point where the frame does not yet exist or has been torn down, then `frame_state` should be `unset_frame`. The `halfset_frame` value of `frame_state` is currently only meaningful on the x86 family of architecture, and should if the function has saved the old frame pointer, but not yet set up a new frame pointer.

```

typedef std::pair<frame_type, frame_state> alloc_frame_t;
virtual alloc_frame_t allocatesFrame(Address addr) = 0;

```

The `allocatesFrame` function of `FrameFuncHelper` returns a `alloc_frame_t` that describes the `frame_type` of the function at `addr` and the `frame_state` of the function when execution reached `addr`.

If `addr` is invalid or an error occurs, `allocatesFrame` should return `alloc_frame_t(unknown_t, unknown_s)`.

## 4.2.2 Class SigHandlerStepper

The `SigHandlerStepper` is used to walk through UNIX signal handlers as found on the call stack. On some systems a signal handler generates a special kind of stack frame that cannot be walked through using normal stack walking techniques.

### 4.2.3 Class `DebugStepper`

This class uses debug information found in a binary to walk through a stack frame. It depends on `SymtabAPI` to read debug information from a binary, then uses that debug information to walk through a call frame.

Most binaries must be built with debug information (`-g` with `gcc`) in order to include debug information that this `FrameStepper` uses. Some languages, such as C++, automatically include stackwalking debug information for use by exceptions. The `DebugStepper` class will also make use of this kind of exception information if it is available.

### 4.2.4 Class `AnalysisStepper`

This class uses dataflow analysis to determine possible stack sizes at all locations in a function as well as the location of the frame pointer. It is able to handle optimized code with omitted frame pointers and overlapping code sequences.

### 4.2.5 Class `StepperWanderer`

This class uses a heuristic approach to find possible return addresses in the stack frame. If a return address is found that matches a valid caller of the current function, we conclude it is the actual return address and construct a matching stack frame. Since this approach is heuristic it can make mistakes leading to incorrect stack information. It has primarily been replaced by the `AnalysisStepper` described above.

### 4.2.6 Class `BottomOfStackStepper`

The `BottomOfStackStepper` doesn't actually walk through any type of call frame. Instead it attempts to detect whether the bottom of the call stack has been reached. If so, `BottomOfStackStepper` will report `gcf_stackbottom` from its `getCallerFrame` method. Otherwise it will report `gcf_not_me`. `BottomOfStackStepper` runs with a higher priority than any other `FrameStepper` class.